

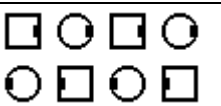
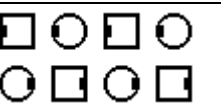


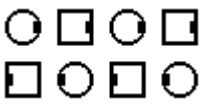



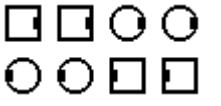



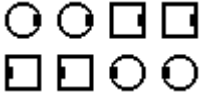



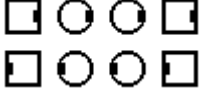
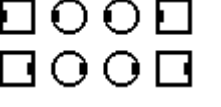


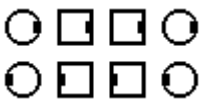
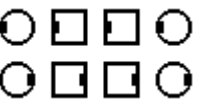


NAMES & PICTOGRAMS OF SELECTED FORMATION ARRANGEMENTS

Approved February, 2023

Page 1 of 7

	Facing Lines	Lines Facing Out	Right-Hand Columns	Left-Hand Columns
Why	1980	Facing Lines: <i>Pass Thru</i>	(1980) Facing Lines: <i>Touch 1/4</i>	Facing Lines: <i>Left Touch 1/4</i>
0	 Normal Couples			
1/2	 Half-Sashayed			
1	 Boys on Left			
2	 Girls on Left			
3	 Normal Couple on Left			
4	 Half-Sashayed Couple on Left			

Callers often use a Boy-Girl (BG) notation to describe the arrangements for Facing Lines. The order is read from left to right of the line near the caller, or within the dancer's line.

- | | |
|---|---------------------|
| “0” Facing Lines (Normal Couples) | = BGBG Facing Lines |
| “1/2” Facing Lines (Half-Sashayed Couples) | = GBGB Facing Lines |
| “1” Facing Lines (Boys on Left) | = BBGG Facing Lines |
| “2” Facing Lines (Girls on Left) | = GGBB Facing Lines |
| “3” Facing Lines (Normal Couple on Left) | = BGGB Facing Lines |
| “4” Facing Lines (Half-Sashayed Couple on Left) | = GBBG Facing Lines |

There is no standard rule for reading the genders when the dancers are in other formations. Word descriptions might include some Boy-Girl terminology along with clarifying words regarding the point of view and reading order. For example, “Right-Hand Columns from front to back, GBGB” describes the “0” Arrangement for Right-Hand Columns.

NAMES & PICTOGRAMS OF SELECTED FORMATION ARRANGEMENTS

Approved February, 2023



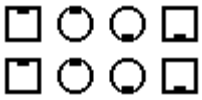





















Page 2 of 7

	Eight Chain Thru	Trade By	Double Pass Thru	Completed Double Pass Thru
Why	1980	1980	1980	1980
0 Normal Couples				
1/2 Half Sashayed Couples				
1 Boys Outside				
2 Girls Outside				
3 Normal Couple Outside				
4 Half Sashayed Couple Outside				

NAMES & PICTOGRAMS OF SELECTED FORMATION ARRANGEMENTS

Approved February, 2023

Page 3 of 7

	Eight Chain Thru (reference)	Parallel Right-Hand Waves	Parallel Left-Hand Waves	Parallel Right-Hand Two-Faced Lines	Parallel Left-Hand Two-Faced Lines
		(1980) Eight Chain Thru: <i>Step to a Wave</i>	Eight Chain Thru: <i>Step to a Left Wave</i>	(1980) Eight Chain Thru: <i>Swing Thru, Centers Run</i>	Eight Chain Thru: <i>Left Swing Thru, Centers Run</i>
0	Normal Couples				
1/2	Half Sashayed Couples				
1	Boys Outside, Girls Inside				
2	Girls Outside, Boys Inside				
3	Normal Couple Outside				
4	Half Sashayed Couple Outside				

Note: These arrangement numbers were assigned by beginning with the corresponding arrangement number in an Eight Chain Thru formation and then using the indicated call.

NAMES & PICTOGRAMS OF SELECTED FORMATION ARRANGEMENTS

Approved February, 2023

Page 4 of 7

	Right-Hand 1/4 Tag	Left-Hand 1/4 Tag	Right-Hand 3/4 Tag	Left-Hand 3/4 Tag
Why	Double Pass Thru: <i>Centers Step to a Wave (1980)</i>	Double Pass Thru: <i>Centers Step to a Left Wave</i>	Trade By: <i>Centers Step to a Wave</i>	Trade By: <i>Centers Step to a Left Wave</i>
0				
1/2				
1				
2				
3				
4				

NAMES & PICTOGRAMS OF SELECTED FORMATION ARRANGEMENTS

Approved February, 2023

Page 5 of 7

	Right-Hand Diamonds	Left-Hand Diamonds	Right-Hand Hourglass	Left-Hand Hourglass
Why	(1980) Parallel R-H Two-Faced Lines: <i>Centers Hinge</i>	Parallel L-H Two-Faced Lines: <i>Centers Hinge</i>	Parallel R-H Two-Faced Lines: <i>Centers Half Circulate</i>	Parallel L-H Two-Faced Lines: <i>Centers Half Circulate</i>
0				
1/2				
1				
2				
3				
4				

NAMES & PICTOGRAMS OF SELECTED FORMATION ARRANGEMENTS

Approved February, 2023

Page 6 of 7











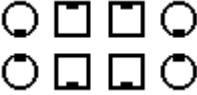




	Right-Hand Tidal Wave	Left-Hand Tidal Wave
Why	Facing Lines: <i>Step to a Wave</i>	Facing Lines: <i>Step to a Left-Hand Wave</i>
0		
1/2		
1		
2		
3		
4		

	Right-Hand Tidal Two-Faced Line	Left-Hand Tidal Two-Faced Line
Why	Parallel Right-Hand Two Faced Lines: <i>Couples Hinge</i>	Parallel Left-Hand Two Faced Lines: <i>Couples Hinge</i>
0		
1/2		
1		
2		
3		
4		

NAMES & PICTOGRAMS OF SELECTED FORMATION ARRANGEMENTS

Approved February, 2023

Page 7 of 7

	Eight Chain Thru	Ends In Inverted Lines	Ends Out Inverted Lines	
Why	(for reference)	Eight Chain Thru: <i>Centers In</i>	Eight Chain Thru: <i>Centers Out</i>	
0				
1/2				
1				
2				
3				
4	